

PINNACCLE GROUP INITIATIVES
ELITE COLLEGE OF ENGINEERING

B. TECH COLLEGE APPROVED BY AICTE & AFFILIATED TO MAKAUT (WBUT)

PO-Karnamadharpur, PS-Ghola, Sodepur, Kolkata-113. Phone-(033)25956632 / 9831500840, Web-www.petindia.org

Ref No: - ECE/PO/NOTICE/2022-23/134

Date:- 12th September, 2022

NOTICE

In continuation with the earlier notice (Ref. No. ECE/PO/NOTICE/2022-23/130 dated 8th September, 2022) regarding registration in AICTE PARAKH Portal, the students who have successfully registered till date, are hereby directed to submit their assignments according to the attached guideline positively by **18th September, 2022**. If there is any query regarding assignments, do contact with Prof. Arpan Baidya, Nodal Officer, AICTE PARAKH.

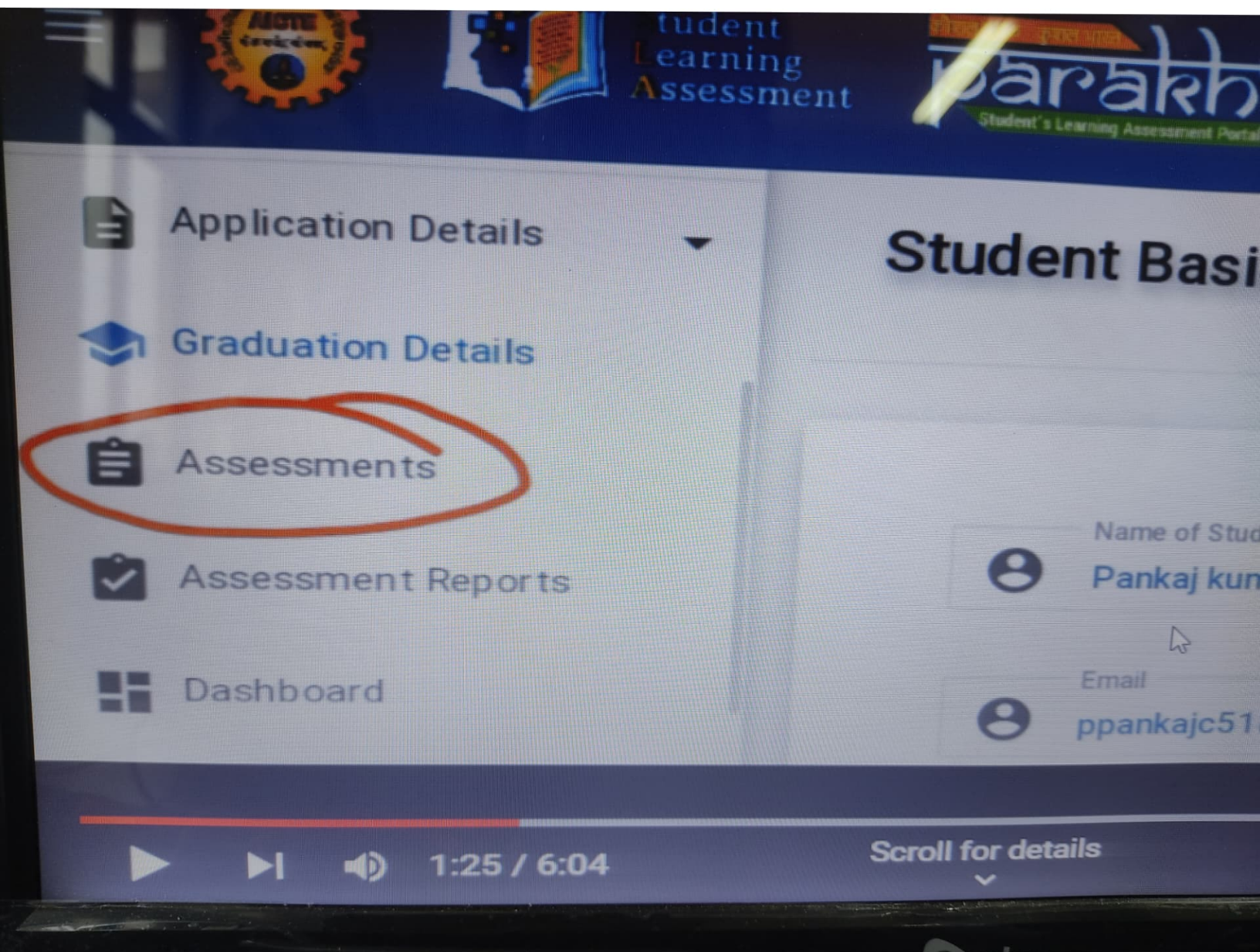
Furthermore, the students who have not registered themselves till date, check your all enrolled details in the said portal are correct. If not, contact Coordinator, AICTE PARAKH (PA to Principal, ECE) through mob no. 8336917479.



(Dr. S. Basack)
Principal, ECE

Principal
Elite College of Engineering
Karnamadharpur, Ghola
Kolkata - 700 113

- CC to:
1. All 2nd, 3rd and 4th year students of ECE
 2. Nodal Officer, AICTE PARAKH
 3. All faculty members through Head of the department
 3. Director (A & HR) – for kind info please
 4. Director (O) –for kind info please
 5. Manager, Coordination, ECE – for kind info please
 6. Web department – for necessary action please



Click on the Assessments



SELF ASSESSMENT

Total Questions: 100

Total Time: 100

Take Test

Then click on Take Test

Assessment Guidelines

Select Language: English ☒ Hindi



100 Questions in 100 Minutes

There are 100 question in Assessment and timed with max. 100 minutes. Please make note of your assessment time limits. No breaks allowed during assessment.



Switch off Mobiles

Mobile phones should be switched off during the assessment test.



Sample Question Screen

Click on left image to see in full screen.



Physical/ Digital Resources

During the assessment session any physical/ digital type of resources are not allowed.



3:18 / 6:04

Scroll for details



Select the Language



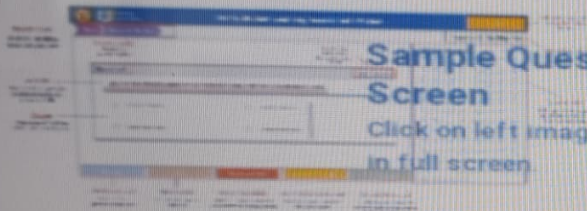
100 Questions in 100 Minutes

There are 100 question in Assessment and timed with max. 100 minutes. Please make note of your assessment time limits. No breaks allowed during assessment.



Switch off Mobiles

Mobile phones should be switched off during the assessment test.




Sample Question Screen

Click on left image to see in full screen.



Physical/ Digital Resources

During the assessment session any physical/ digital type of resources are not allowed.



Close Irrelevant Tabs & windows

The only tabs and windows open during the session should be those required for the assessment test.



No Copy, Paste, Print content

During the assessment session student is not allowed to copy, paste, print screen or take print of assessment.

Note :

- All questions are compulsory and no negative marking is there
- In the Engineering assessment you will be remembering, understanding and applying the concepts which you had learned till now.
- In the Aptitude assessment you will be assessed on your ability to handle Physical, Spiritual, Mental, Social and

Read the all guidelines carefully



Close Irrelevant Tabs & windows

The only tabs and windows open during the session should be those required for the assessment test.



No Copy, Paste, Print content

During the assessment session student is not allowed to copy, paste, print screen or take print of assessment.

Note :

- All questions are compulsory and no negative marking is there.
- In the Engineering assessment you will be remembering, understanding and applying the concepts which you had learned till now.
- In the Aptitude assessment you will be assessed on your ability to handle Physical, Spiritual, Mental, Social and Financial situations.
- Be creative in the aptitude assessment and make your best choice.
- This assessment is not a test and it will help AICTE in improving the Quality of Engineering Education in India.



I have read, understood and will adhere to the Assessment Guidelines. [Click here](#) for Detailed Assessment Guidelines.

START

Exit full screen



3:06 / 6:04

Scroll for details



Finally click on the check box in left side and then click on the START button